

# 30 MINUTEN FÜR MEHR NACHHALTIGKEIT

VERANSTALTUNGSREIHE MIT  
INFORMATIONEN UND PRAKTISCHEN  
HINWEISEN FÜR IHR UNTERNEHMEN.

FOLGE

# 22



FOLGE

22

PETER ABELMANN

PHILIPP JUNG

ADRIEN LAMBERT

REC

Gefördert durch:

Ministerium für Wirtschaft,  
Industrie, Klimaschutz und Energie  
des Landes Nordrhein-Westfalen





## Our Vision

revolutionize business planning through **innovative** Planning solutions, driven by a deep understanding of both **business** intricacies and **technical** excellence.

## Our Mission

We **bridge** the gap between functional business requirements and IT solutions, ensuring seamless **execution** from conceptualization to implementation, ultimately driving **transformative results**.



### ▶ Project experience

**>30** Successful planning project implementations

**8** Industries  
*such as logistics, retail & food*

**∞** Use Cases  
*In sustainability (CSRD), Financial planning (FP&A), Supply planning (S&OP) & HR*

### ▶ Team

**2** Solution Architects  
*both with >3 years planning experience at **Deloitte***

**3** Model Builders  
*with >8 years of professional experience in finance*

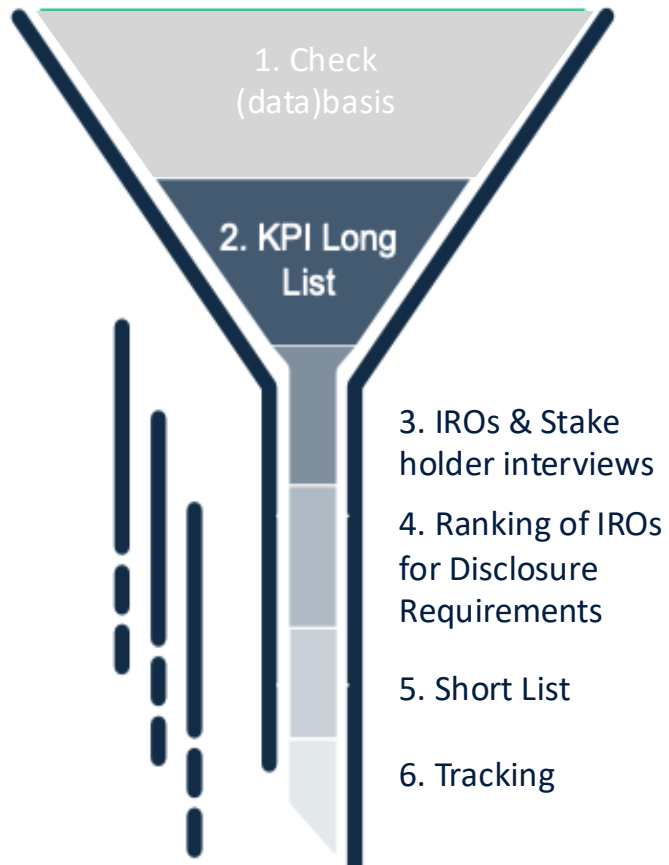
**3** AI & Data warehouse experts  
*enabling seamless **integrations***

Gefördert durch:

Ministerium für Wirtschaft,  
Industrie, Klimaschutz und Energie  
des Landes Nordrhein-Westfalen



## From materiality analysis to CSRD KPI set



## Challenges

- 1 Data availability
- 2 Impact, conflicting goals, database
- 3 Documentation, data quality & ambition
- 4 Audit trail, argumentation & weighting of KPIs
- 5 Preparation of systems for Tracking
- 6 Seamless integration with data sources

## Milestones

- Definition of key KPI areas
- Longlist for relevant DRs
- Validated Impact, Risk & Opportunities for business areas
- Transparent ranking on DR's that can be argued for
- Include short List into DR tracking

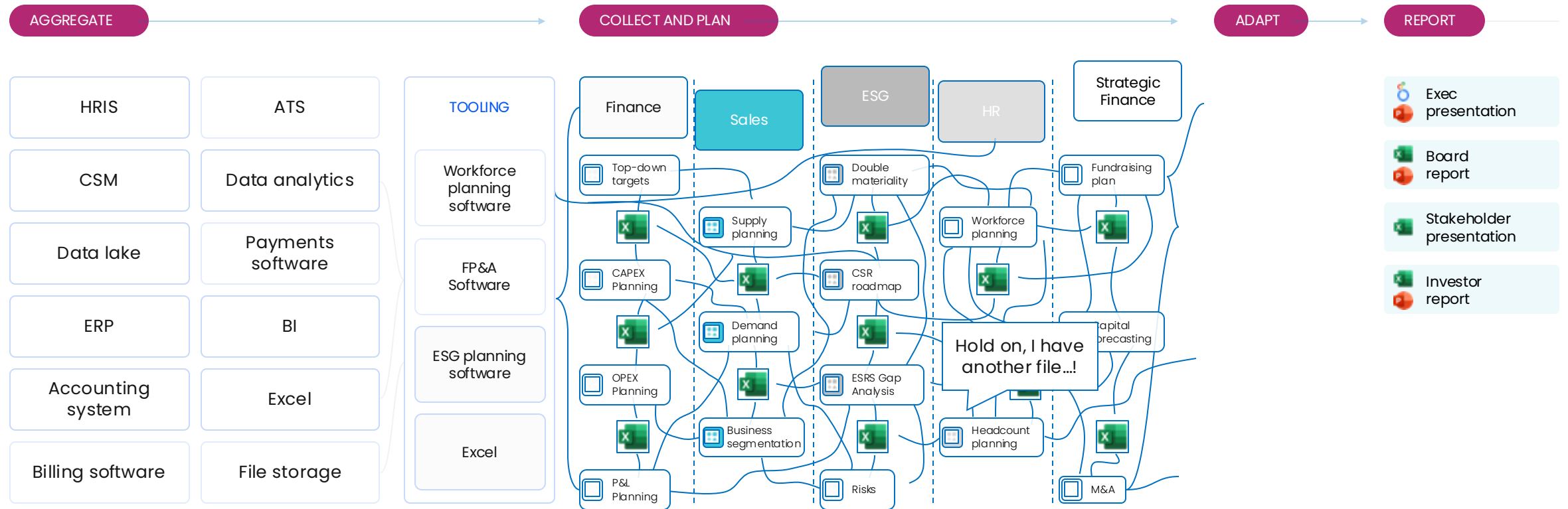
**ESG KPI set in line with own strategy and legal requirements**

Gefördert durch:

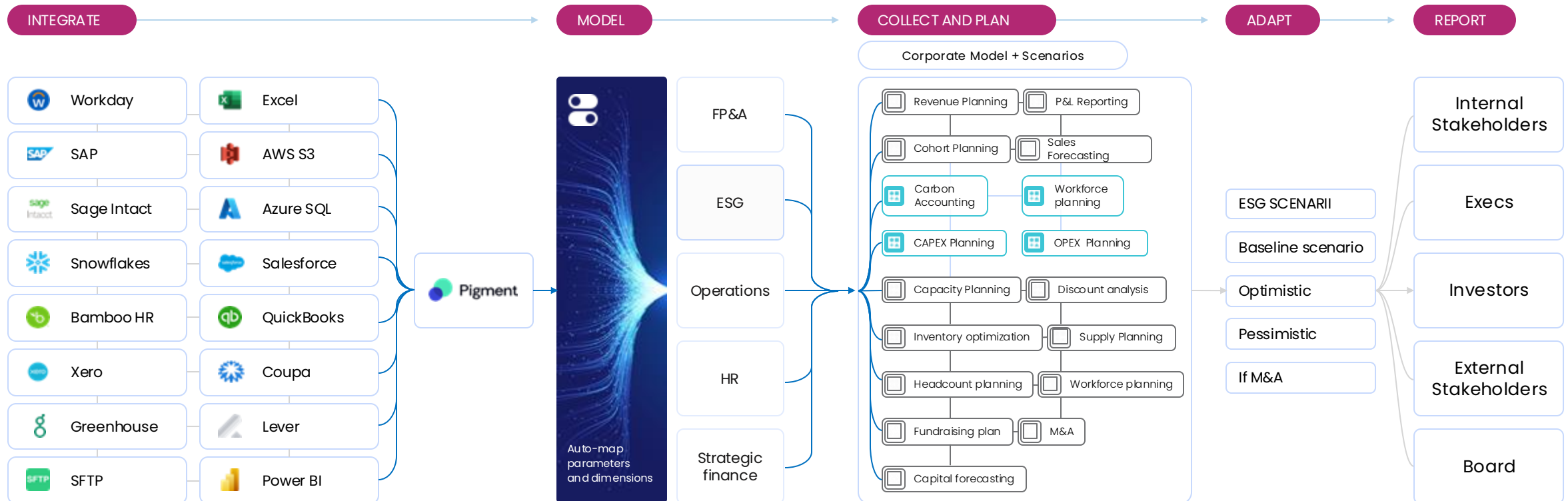
Ministerium für Wirtschaft,  
Industrie, Klimaschutz und Energie  
des Landes Nordrhein-Westfalen



Concretely, Pigment allows businesses to transition from siloed, repetitive and inaccurate collection and planning...



...to collaborative collection and planning,  
that is both accurate and agile



## DEMO: How we approach ESG Performance at Pigment


### Set-up

#### Goal

Define what must be collected and how

#### Outputs

- List of data points to collect, in line with regulations (e. g., CSRD) and materiality
- Data aggregation map defined
- Scope defined (dimensional granularity)
- RACI for each data point



### Collect

#### Goal

Collect efficiently all ESG data points

#### Outputs

- All internal and external ESG data points in one space, accessible to all XFN teams (Finance, CSR, Business, Operations), in line with access rights
- Embedded workflows and alerts to ensure validation process
- Auditable data (audit trail)

### ESG Performance

#### Goal

Focus on ESG Performance, by using Pigment capabilities to have in-depth data analysis by design

#### Outputs

- Display
- Simulate
- Modelize

so Finance, ESG, Business and Operational leaders can align targets and track performance in real-time, across the organization

### Report

#### Goal

Report to relevant stakeholders

#### Outputs

- Auditable reports for external communications on progress (annual reports, investor reports, regulatory authorities)
- Reports for internal executives and boards
- Reports for internal teams

## How Pigment enables you to master CSRD



- **Reach goals:** transition from regulatory follower to proactive & future oriented planner
- **Break silos:** Seamless data integration across IT-sources & departments
- **Track progress:** Audit trail & Transparency on maturity analysis & future business development
- **Data-driven decision:** Use data insights for quick & profound business decisions

Gefördert durch:

Ministerium für Wirtschaft,  
Industrie, Klimaschutz und Energie  
des Landes Nordrhein-Westfalen





# Zeit für Ihre Fragen

Gefördert durch:

Ministerium für Wirtschaft,  
Industrie, Klimaschutz und Energie  
des Landes Nordrhein-Westfalen



Unsere Veranstaltungsreihe „30 Minuten für mehr Nachhaltigkeit“ vermittelt in kurzen Webinaren wesentliche Informationen und unterstützt Sie mit Anregungen, Ideen und praktischen Hinweisen für Ihr eigenes Unternehmen.

Folien senden wir Ihnen auf Wunsch gerne zu.



Alle Folgen jetzt auch auf  
[https://www.youtube.com/results?search\\_query=log-it+club+e.v](https://www.youtube.com/results?search_query=log-it+club+e.v)


Informationen auch in unserem Greenpaper.



<https://www.logit-club.de/nachhaltigkeit>

Haben Sie Fragen, Anregungen zur Nachhaltigkeit in der Logistik? **Wir freuen uns auf Ihren Input!**





**Logistik.NRW**  
Kompetenznetz

**HERZIG**  
Marketing for Logistics



Bild von Glenn Carstens-Peters auf Unsplash

**LOG-IT Club e.V.**  
**Janine Elter**

Mallinckrodtstraße 320  
44147 Dortmund

Tel 0172-6895980  
[j.elter@logit-club.de](mailto:j.elter@logit-club.de)  
[www.logistik.nrw](http://www.logistik.nrw)

LinkedIn:  
[www.linkedin.com/company/log-it-club-e-v](http://www.linkedin.com/company/log-it-club-e-v)

Twitter: @LogistikNRW

Gefördert durch:

Ministerium für Wirtschaft,  
Industrie, Klimaschutz und Energie  
des Landes Nordrhein-Westfalen



# BACKUP

Gefördert durch:

Ministerium für Wirtschaft,  
Industrie, Klimaschutz und Energie  
des Landes Nordrhein-Westfalen





Pigment relies on these three pillars  
to offer its users a **simple and powerful** solution



### Integrated

A scalable way to see all your data, in real-time

01



### Intuitive

Plan together, without platform constraints

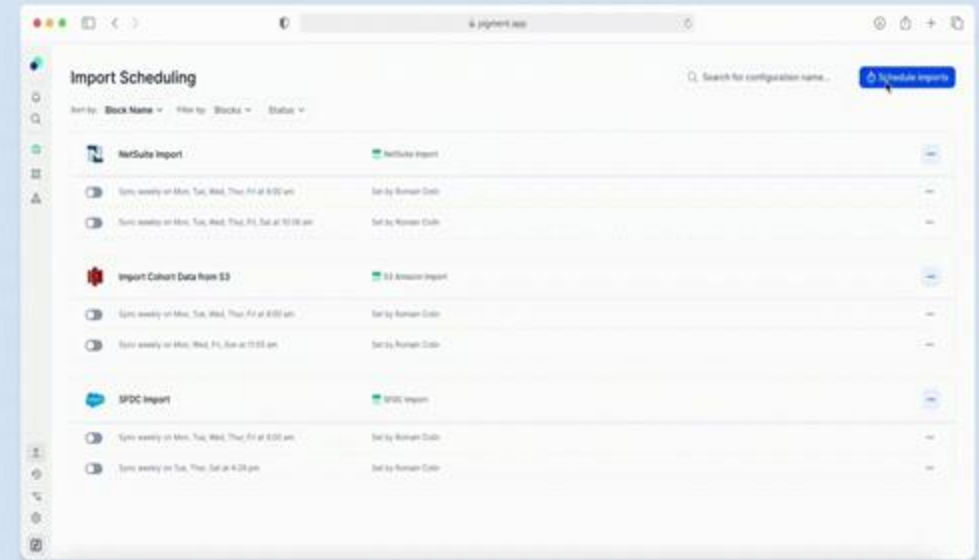
02



### Adaptable


Adapt models instantly, without restrictions

03



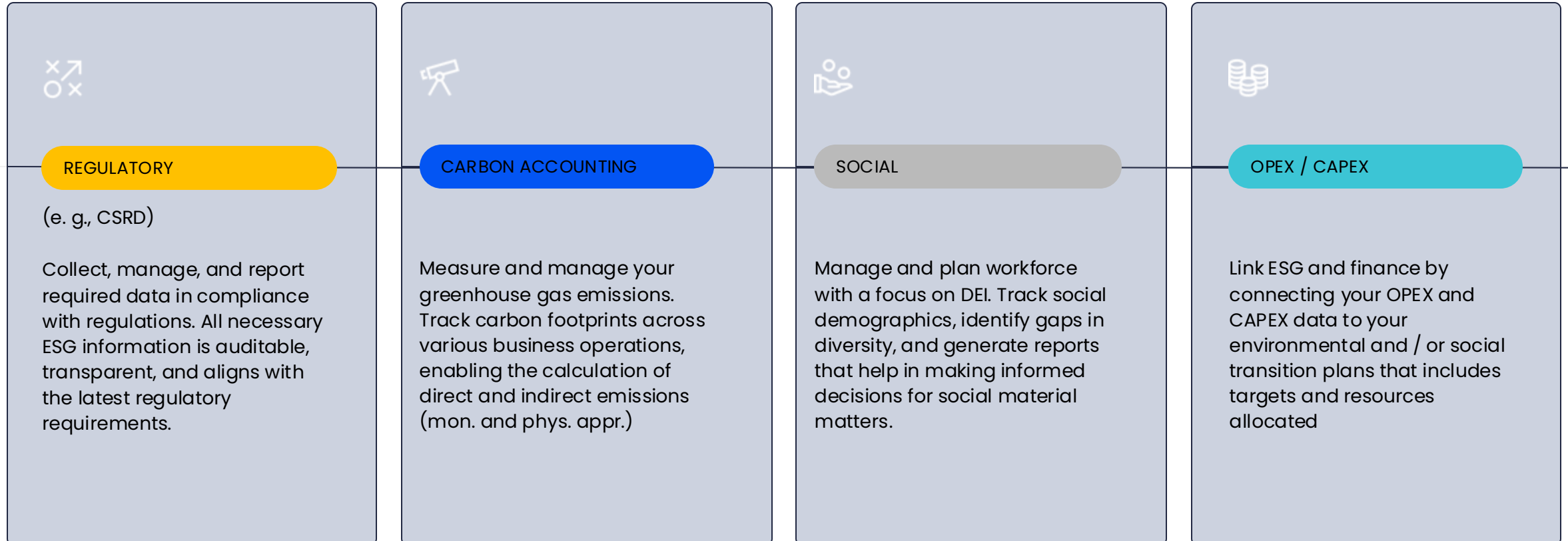
# WHAT ARE THE AVAILABLE TOOLS ?

Three main  
approaches

|                                    | Spreadsheets  | Point<br>Solutions  | Planning<br>platforms (EPM)   |
|------------------------------------|---|---|---|
| Emissions<br>estimate              |    |    |    |
| Emissions<br>monitoring            |    |    |    |
| Scenario<br>Planning               |    |    |    |
| Connectivity with<br>Finance / XFN |  |  |  |



## Our ESG use cases at a glance



# Planning today is holding your business back



## INEFFICIENCIES

Chaotic and rigid  
planning is creating  
huge inefficiencies  
and costing your  
business



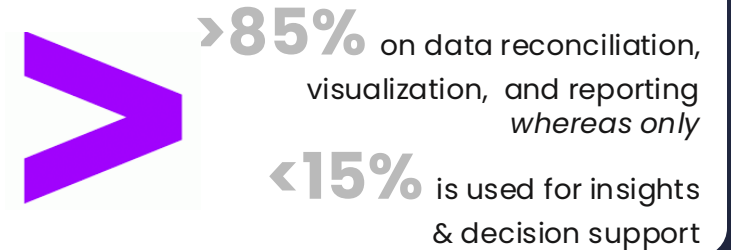
## INACCURACY

All of your plans, across  
every team, from multiple  
data sources means the  
data you plan with  
is inaccurate



You aren't able to plan  
fast enough and adapt  
your plans when  
unexpected changes  
arise

According to **Accenture**, Finance teams spend:




# A platform for all your planning needs, in one place



## HR Planning use cases

Talent acquisition  
Headcount planning  
Recruiting and finance reconciliation  
Incentive compensation  
ESG & Financial reporting  
Merit increase & market adjustment  
Demand planning and forecasting  
Headcount management



## Sales Planning use cases

- Revenue planning
- Sales forecasting
- Account segmentation & scoring
- Sales Capacity planning
- Territory planning
- Quota planning
- Incentive compensation
- Sales to revenue planning



## Budgeting & Forecasting (FP&A) use cases

- Demand planning and forecasting
- P&L Reporting
- Cashflow projection
- OPEX Planning
- Pricing & Margin optimization
- CAPEX planning
- Integrated 3-Statement Build
- Scenario modelling & What-ifs



